



---

Through Vision Zero SF we commit to working together to prioritize street safety and eliminate traffic deaths in San Francisco by 2024

---

---

# TASK FORCE UPDATE

MARCH 29, 2016

---

## WHY WE'RE HERE

*“We never planned on losing our son. Just Imagine this was someone you loved – your mother, your children. Dylan would be 24 years old if he was still alive today. Vision Zero is the one thing I can support to help make change in memory of Dylan.”*

– **Julie Mitchell**, mother of Dylan Mitchell, who was killed while riding a bicycle in San Francisco on May 23, 2013.



## WHY WE'RE HERE



*“I wish recovery was over at this point, but it's not. I'm still trying to be independent, and I struggle everyday with memory, attention and other cognitive problems I have as a result of the collision.”*

– **Monique Porsandeh**, Hit by a car going 40 MPH on February 24, 2013. Left in a coma with several broken bones and is still recovering.

## TRAFFIC FATALITIES - 2015

31 people were killed in traffic collisions:

- 20 people walking
- 6 people riding a motorcycle
- 4 people biking
- 1 person driving

The top 3 causes were driver behavior:

- Failure to yield to pedestrian (29%)
- Speeding (26%)
- Red light running (13%)

**31**

Number of  
People  
Killed in 2014

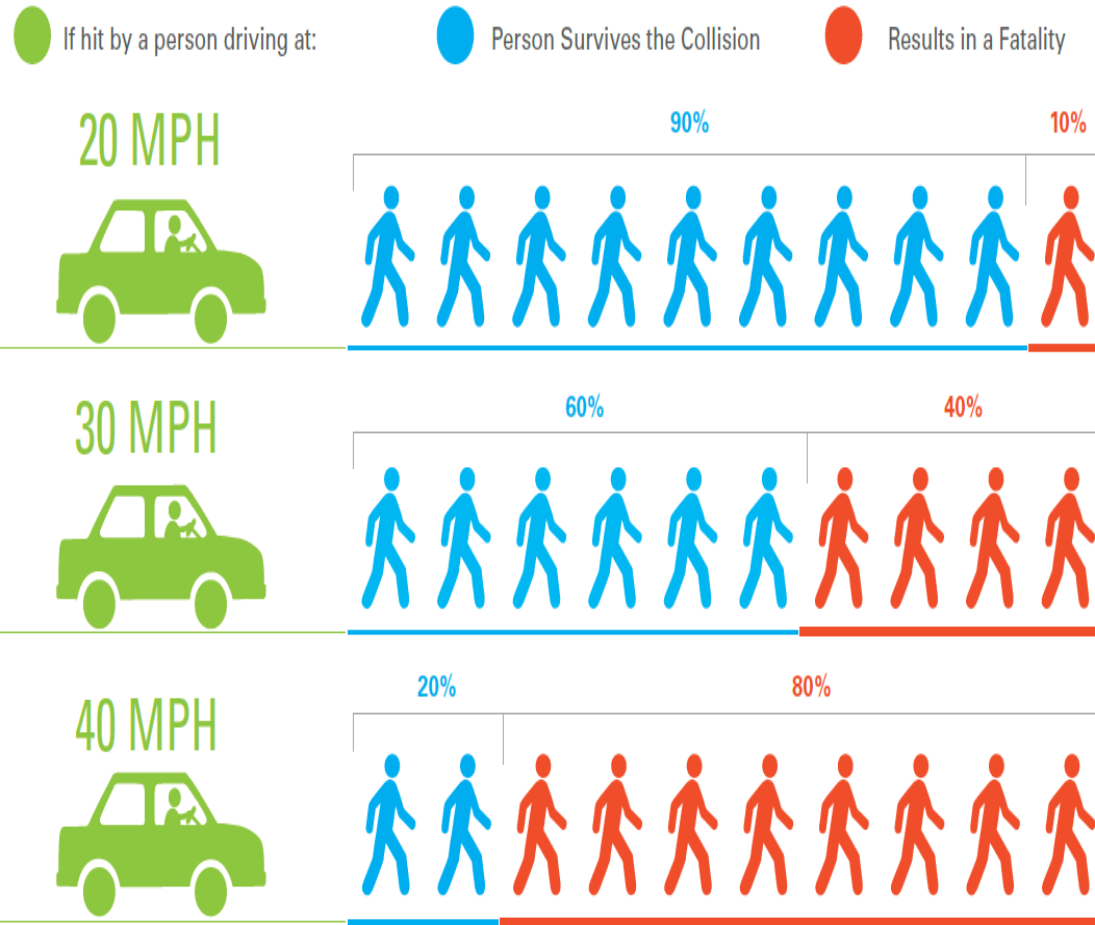
**31**

Number of  
People  
Killed in 2015

Number of Severe  
Injury Collisions in 2015

**229**

# SPEED – OUR FOCUS MOVING FORWARD



## ENGINEERING

- Major streetscape projects
- Hundreds of near-term improvements to slow down cars

## EDUCATION

- Anti-Speeding Campaign focusing on slowing speeds through education and enforcement at strategic locations citywide

## POLICY

- Secure sponsor for ASE in the next state legislative cycle

## ENFORCEMENT

- Office of Traffic Safety Grant – Year-long special enforcement and public awareness efforts
- Targeted Enforcement – Saturation enforcement to reduce pedestrian collisions, DUI enforcement



## TRACKING OUR PROGRESS



34%


Percent of Total Citations Issued for Focus on the Five Violations in 2015

Number of Engineering Safety Treatments Installed in 2015

1,599



Percent of Public that is Aware of Vision Zero and its Principles in 2015



16%

Total Miles of Safety Improvements in 2015

41,978

Average Number of Focus on the Five Citations Issued per Officer in 2015



34.2

Number of Citations Issued for Focus on the Five Violations in 2015

45




---



# KEY ACHIEVEMENTS AND NEXT STEPS

## 2015 ENGINEERING HIGHLIGHTS

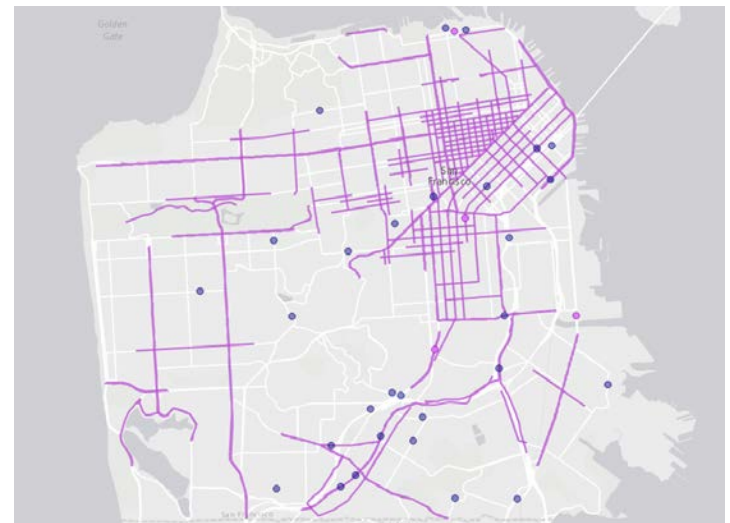
- **30** high-priority VZ projects completed in 24 months
- **20.2** miles of safety improvements along the high-injury network;  
**14** off the high-injury network
- **1,599** safety treatments installed





## ENGINEERING - NEXT STEPS

- **Major construction efforts** on high-injury corridors like Van Ness, Masonic, 2<sup>nd</sup> and Polk
- Additional **13 miles** of safety improvements
- More quick and effective safety improvements at the highest-need intersections



## 2015 ENFORCEMENT HIGHLIGHTS

- **41,978** citations issued for Focus on the Five violations
  - An average of **115 Focus on the Five citations/day**
- **34%** of total citations issues for Focus on the Five Violations in 2015 (compared to 24% in 2014)
- 45 Focus on the Five citations issued per officer in 2015
- **93% charge rate** for prosecution of vehicle manslaughter

## ENFORCEMENT - NEXT STEPS

- **Ongoing Focus on the Five** enforcement
- **Office of Traffic Safety Grant** – Year-long program of special enforcement and public awareness efforts
- **Citation & Collision Analysis Project** – Controller’s Office project to optimize time and placement of traffic enforcement
- **E-Citations** – Improve data reporting and targeted enforcement
- **Targeted Enforcement** – Speed enforcement with CHP; Saturation enforcement to reduce pedestrian collisions, DUI enforcement

## 2015 EDUCATION HIGHLIGHTS

- **Numerous safe streets campaigns** including:
  - It Stops Here
  - Bicycle Safety
  - Muni Driver Education
  - Safe Routes to Schools
  - Large Vehicle Urban Driving Safety Video
  - Taxi Driver Safety Video
  - Passenger Vehicle Safety Video
- **10-Year Citywide Strategy** for Education and Outreach finalized
- SFMTA Online **Defensive Driving Course**





## EDUCATION – NEXT STEPS

- **Anti-Speeding Campaign** focusing on slowing speeds through education and enforcement at strategic locations citywide
- **Safe Streets for Seniors**
- **Vision Zero Community Outreach**
- **Safety Town** to teach children to navigate city safely

## 2015 EVALUATION HIGHLIGHTS

- **Standardized traffic fatality reporting** across city agencies
- **Safe Streets SF campaign** evaluated and found to have increased driver yielding at intervention sites from 3 – 10%



## EVALUATION – NEXT STEPS

- Evaluation of Safer Market Street project
- SFDPH developing comprehensive **traffic injury surveillance system**



## POLICY

### 2015 HIGHLIGHTS

- Automated Speed Enforcement approved as a **top 2016 legislative priority**
- **Controller's Office Report** on ASE released

### NEXT STEPS

- **Secure a sponsor** for ASE in the next state legislative cycle
- SFO, Port Authority, PUC and Rec & Park to pass **Vision Zero resolutions**



---



**QUESTIONS?**

---

**THANK YOU!**

**Tom Maguire**

SFMTA Sustainable Streets Director  
San Francisco Municipal Transportation Agency

*[Tom.Maguire@sfmta.com](mailto:Tom.Maguire@sfmta.com)*